

ONE POINT LESSON

Indici – 6 Weeks Immunisation Claiming procedure

1. We can claim in 2 ways on Indici for 6 weeks Immunisations

On Indici

- Open patient file
- Click on Service eligibility on right hand side.
- Choose 6 weeks immunisations

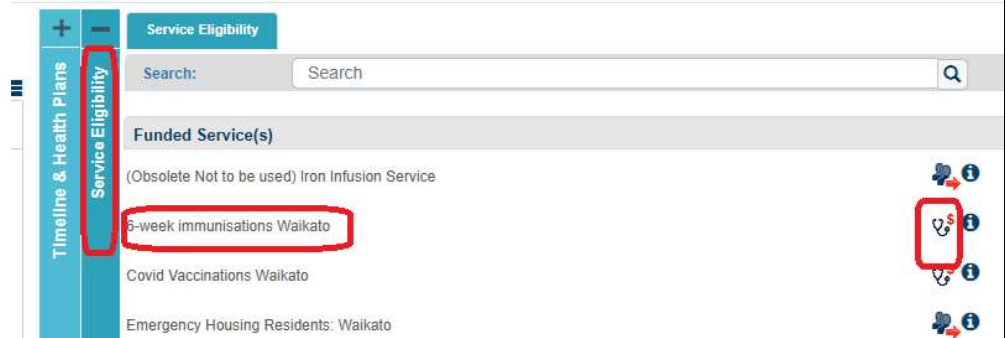
Note:

If the patient is not eligible to this service this item will not be displayed under service eligibility.

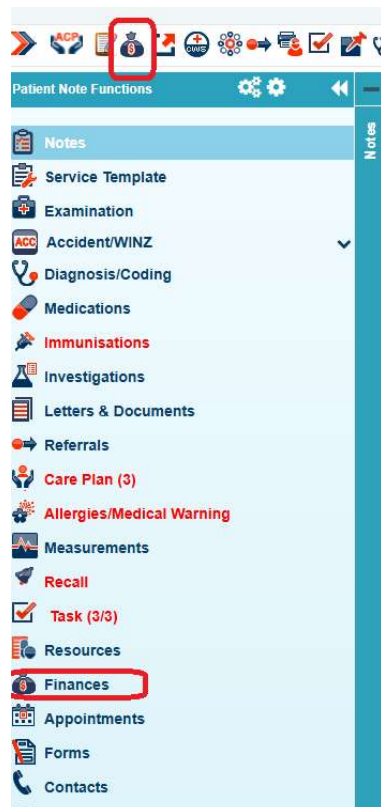
- Click on  sign to claim

- Open Patient File
- Click on Finances

1st Method



2nd Method



➤ Click on Generate Invoice

- Search for 6 and you can find 6 weeks immunisations under PHO Funded Contracts
- Click on the claim or click on right arrow to add the claim

➤ This screen opens for both 1st and 2nd Methods

➤ Choose the required service

Eligibility Criteria to choose the service:

6wk IMMS (standard) (one claim only): \$46.00

This can be claimed for any tamariki who has had their 6-week immunisation completed during the period 1 April 2024 to 30 June 2025

6wk IMMS (standard + high priority) (one claim only): \$92.00

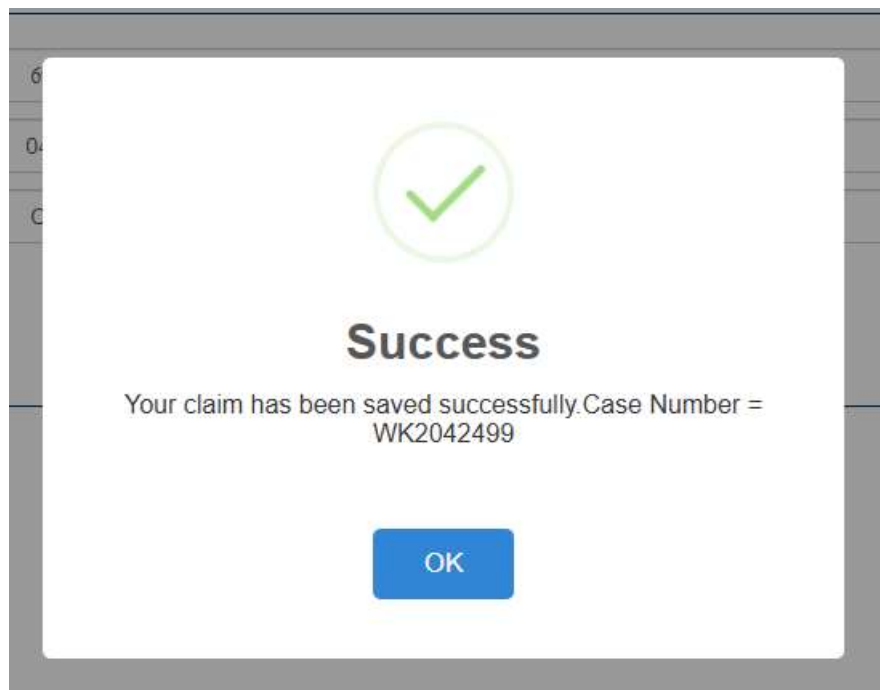
- Standard - \$46.00
- High priority - \$46.00

- This is an additional claim for high priority for any tamariki who has had their 6-week immunisation completed during the period 1 April 2024 to 30 June 2025 and who meets **one or more** of the following criteria:
- Māori/Pacific, Community Service Card holders, Quintile 5
- Rural enrollees (*enrolled with a rural practice*).

➤ Click on Add claim



➤ Click OK



Note:

If you use 1st Method

You can view the claim under

Administration > Claims > Pinnacle

If you use 2nd Method

You can view the claim under Patient Finances